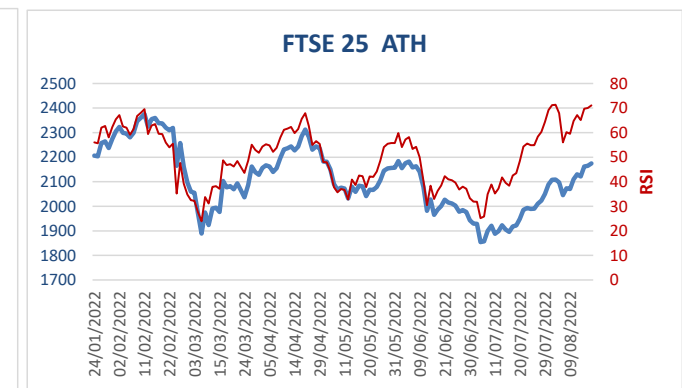
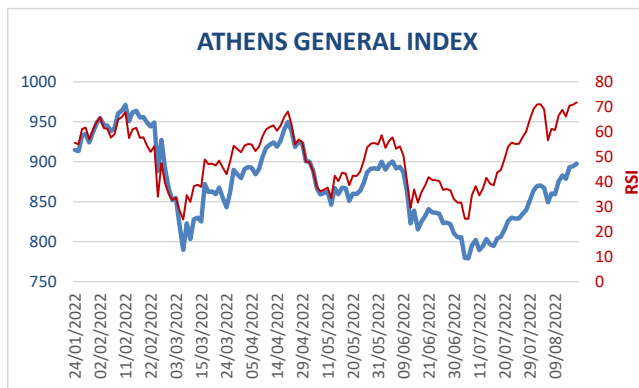
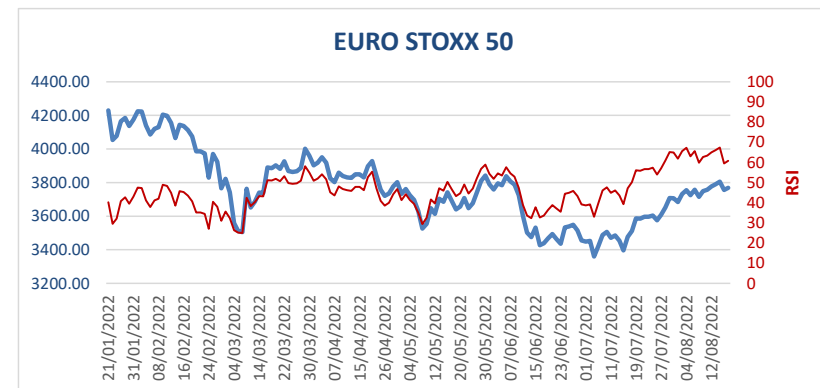
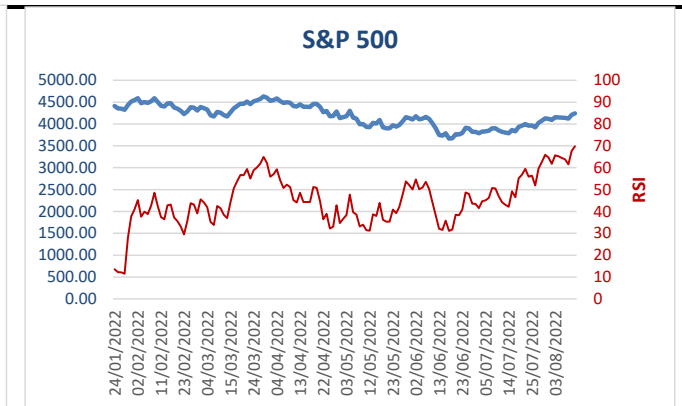
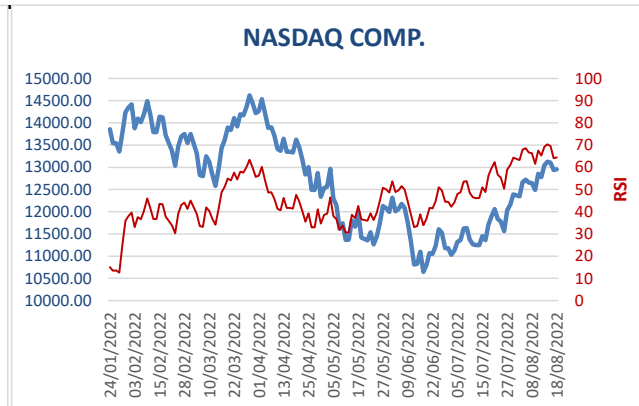
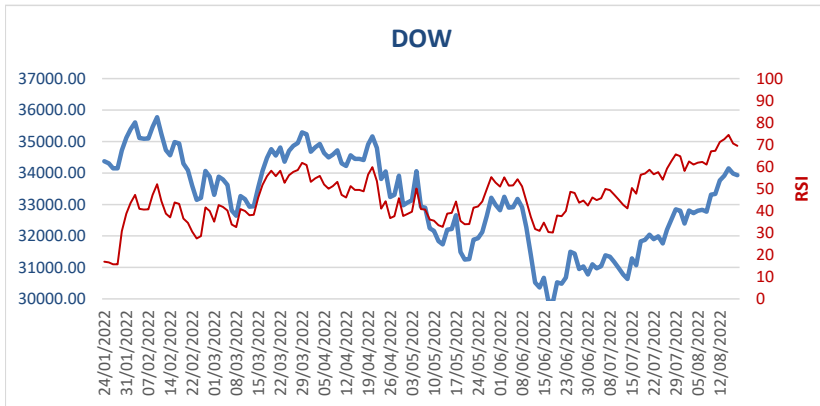




Μέλος του Χρηματιστηρίου Αξιών Αθηνών
 Μέλος του Χρηματιστηρίου Παραγώγων Αθηνών
 Μέλος του Δικτύου ΧΝΕΤ

Member of the Athens Stock Exchange
 Member of the Athens Derivatives Exchange
 Member of the XNET Network

Σοφοκλέους 7-9, Αθήνα 10559/7-9 Sophokleous St. 10559 Athens
 Τηλ./Tel. 210 3213913, 3214967
 Fax 210 3216115
 email: nchryso@otenet.gr
 www.chrysochoidis.gr



18/08/2022	Τιμή Price	RSI14	65ma RSI	%B	ADX	DI14+	DI14-	Βραχυπρόθεσμη Κίνηση Short-term Trend	Δυναμική Όγκου Volume Strength	ΚΜΟ65 ΚΜΟ65	Hi65days	Low65days	Μεσοπρόθεσμη Τάση Mid-term Trend	01/01/2022-NOW %	18/08/2022
GD	897.63	72	49	0.91	25	38	14	Neutral Up Trend	Positive	846.07	904.30	778.84	UPWARD	-0.13%	.ATG
FTSE	2174.74	71	49	0.91	27	38	14	Strong Up Trend	Positive	2036.58	2194.92	1853.39	UPWARD	0.64%	.ATF
ΑΛΦΑ	0.99	67	46	0.88	25	27	13	Neutral Up Trend	Positive	0.88	1.02	0.73	UPWARD	-8.59%	ACBr.AT
BIO	3.83	66	45	0.88	21	27	10	Neutral Up Trend	Positive	3.61	4.07	3.19	UPWARD	-20.63%	VIOH.BR
ΔΕΗ	6.00	57	41	0.64	18	29	18	Neutral Up Trend	Negative	5.67	6.49	4.76	UPWARD	-55.00%	DEHr.AT
ΕΕΕ	24.52	69	60	0.94	18	29	17	Neutral Up Trend	Positive	21.79	24.60	19.26	UPWARD	-22.92%	CCH.L
ΕΛΛΑΚΤΩΡ	1.81	57	65	0.66	43	23	15	Strong Up Trend	Positive	1.72	1.93	1.55	UPWARD	25.96%	HELr.AT
ΕΛΠΕ	6.46	54	45	0.64	9	20	17	Neutral Up Trend	Negative	6.47	7.25	5.81	DOWNWARD	2.48%	HEPr.AT
ΕΤΕ	3.46	67	47	0.96	14	31	16	Neutral Up Trend	Positive	3.18	3.75	2.70	UPWARD	16.11%	NBGr.AT
ΑΔΜΗΕ	1.93	57	42	0.92	9	23	15	Neutral Up Trend	Positive	1.98	2.30	1.73	DOWNWARD	-27.85%	GRIr,.AT
ΕΥΡΩΒ	0.99	71	49	0.79	27	31	14	Strong Up Trend	Positive	0.90	1.07	0.71	UPWARD	8.59%	EURBr.AT
ΕΧΑΕ	3.41	66	43	0.99	14	22	17	Neutral Up Trend	Positive	3.36	3.77	3.08	UPWARD	-8.50%	EXCr.AT
ΙΝΛΟΤ	0.60	46	56	0.18	21	36	41	Neutral Down Trend		0.57	0.78	0.45	UPWARD	-20.00%	INLr.AT
ΜΟΥΖΚ	0.61	47	51	0.29	25	12	63	Neutral Down Trend		0.61	0.70	0.55	DOWNWARD	-1.31%	MOUZKr.AT
ΜΟΤΟ	2.13	55	50	0.60	19	37	27	Neutral Up Trend		2.01	2.26	1.79	UPWARD	9.86%	MOTO.AT
ΜΟΗ	17.53	58	56	0.84	4	22	15	Neutral Up Trend	Positive	17.11	18.54	15.50	UPWARD	20.82%	MORr.AT
ΜΥΤΙΛ	16.15	67	48	0.94	19	36	14	Neutral Up Trend	Positive	15.06	17.36	12.68	UPWARD	6.01%	MYTr.AT
ΟΛΠ	15.86	57	44	0.83	10	22	18	Neutral Up Trend	Positive	15.74	17.16	14.96	UPWARD	-10.09%	OLPr.AT
ΟΠΑΠ	13.76	57	53	0.76	5	19	17	Neutral Up Trend	Negative	13.16	13.95	12.13	UPWARD	13.55%	OPAr.AT
ΟΤΕ	17.10	58	48	0.86	11	19	14	Neutral Up Trend	Positive	16.71	18.25	15.71	UPWARD	3.33%	OTEr.AT
ΠΕΙΡ	1.11	72	39	0.88	32	33	11	Strong Up Trend	Positive	0.98	1.22	0.71	UPWARD		BOPr.AT
ΤΕΝΕΡΓ	18.00	66	51	1.22	5	29	14	Neutral Up Trend	Positive	17.30	19.68	15.76	UPWARD	25.56%	TENr.AT
ΤΙΤΚ	12.56	66	45	0.80	24	24	12	Neutral Up Trend	Negative	11.69	12.78	10.72	UPWARD	-4.13%	TTNr.AT
ΦΡΙΓΟ	0.12	68	53	0.81	59	40	4	Very Strong Up Trend	Positive	0.10	0.12	0.09	UPWARD	-52.50%	FRIr.AT
ΚΡΙ	6.10	59	41	0.86	25	28	9	Neutral Up Trend	Negative	5.89	6.58	5.30	UPWARD	-39.34%	HDFr.AT
FTSEM	1395.30	46	47	0.41	32	41	49	Strong Down Trend	Positive	1386.25	2167.96	1250.58	UPWARD	-7.90%	.ATF40
ΑΤΤ	0.14	86	42	1.37	43	62	0	Strong Up Trend	Positive	0.08	0.15	0.07	UPWARD	-18.16%	BOAr.AT
ΓΕΚΤΕΡΝΑ	9.86	60	50	0.95	7	21	12	Neutral Up Trend	Positive	9.51	10.60	8.73	UPWARD	2.54%	HRMr.AT

ΕΠΕΞΗΓΗΣΗ ΣΗΜΑΤΩΝ

RSI		ADX, DI+-	
ΠΡΟΣΟΧΗ: ΠΟΛΥ ΧΑΜΗΛΗ ΤΙΜΗ		ΠΡΟΣΟΧΗ: ΧΑΜΗΛΗ ΤΙΜΗ, ΙΣΩΣ ΓΥΡΙΣΜΑ	
ΚΙΤΡΙΝΟ: ΧΩΡΙΣ ΘΕΤΙΚΟ MOMENTUM		ΧΩΡΙΣ ΤΑΣΗ (+ ή -)	
ΠΡΑΣΙΝΟ: ΘΕΤΙΚΟ MOMENTUM		ΘΕΤΙΚΟ MOMENTUM	
ΑΝΟΔΟΣ: ΕΝΤΟΝΑ ΘΕΤΙΚΟ		ΕΝΤΟΝΑ ΘΕΤΙΚΗ ΤΑΣΗ	
ΣΗΜΑΙΑ: ΠΡΟΣΟΧΗ ΣΕ ΓΥΡΙΣΜΑ		ΠΡΟΣΟΧΗ ΣΕ ΓΥΡΙΣΜΑ	

ΚΟΚΚΙΝΟ: ΑΡΝΗΤΙΚΟ MOMENTUM
 ΚΑΘΟΔΟΣ: ΕΝΤΟΝΑ ΑΡΝΗΤΙΚΗ ΤΑΣΗ

18/08/2022	Τιμή Price	RSI14	65maRSI	%B	ADX	DI14+	DI14-	Βραχυπρόθεσμη Κίνηση Short-term Trend	Δυναμική Όγκου Volume Strength	KMO65 KMO65	Hi65days	Low65days	Μεσοπρόθεσμη Τάση Mid-term Trend	1/1/2021-NOW % Change	18/08/2022
ΕΥΔΑΠ	7.96	↑ 61	↑ 56	0.67	15	17	10	Neutral Up Trend	Positive	7.51	8.05	6.93	UPWARD	2.64%	EYDr.AT
ΕΥΑΠΣ	4.34	↑ 53	49	0.68	7	19	13	Neutral Up Trend	Negative	4.31	4.56	4.18	UPWARD	-7.14%	TWSr.AT
ΑΡΑΙΓ	5.32	↑ 57	49	0.67	15	17	13	Neutral Up Trend	Negative	5.11	5.45	4.61	UPWARD	7.52%	AGNR.AT
ΙΚΤΙΝ	0.55	↑ 62	44	1.00	11	19	15	Neutral Up Trend	Negative	0.53	0.57	0.48	UPWARD	-32.18%	IKTr.AT
ΙΝΤΚΑ	1.77	↑ 54	49	0.27	29	23	15	Strong Up Trend	Positive	1.60	1.88	1.27	UPWARD	-2.37%	INRr.AT
ΙΝΚΑΤ	2.22	50	49	0.47	2	16	17	Neutral Down Trend	Negative	2.20	2.54	1.88	UPWARD	0.96%	INKAT
ΛΑΜΔΑ	6.28	↑ 62	49	0.79	15	24	13	Neutral Up Trend	Positive	5.84	6.44	5.10	UPWARD	-11.46%	LMDr.AT
ΕΛΧΑ	1.48	↑ 59	43	0.79	15	22	14	Neutral Up Trend	Positive	1.46	1.65	1.27	UPWARD	-26.01%	ELHA
ΠΡΟΦ	3.32	↑ 57	49	0.84	7	19	12	Neutral Up Trend	Positive	3.31	3.63	3.03	UPWARD	7.99%	PROF
ΚΟΥΕΣ	4.44	↑ 57	39	0.80	14	18	13	Neutral Up Trend	Positive	4.52	5.29	4.00	DOWNWARD	-40.91%	KOYES
ΟΤΟΕΛ	9.50	↑ 57	52	0.39	28	26	12	Strong Up Trend	Negative	8.96	9.84	8.17	UPWARD	6.32%	OTOEL
ΠΛΑΘ	4.08	↑ 57	46	0.62	16	22	19	Neutral Up Trend	Negative	3.93	4.58	3.34	UPWARD	-67.65%	THRr.AT
ΠΛΑΙΣ	3.60	↑ 58	45	0.88	14	12	16	Neutral Down Trend	Positive	3.61	3.90	3.40	DOWNWARD	-10.56%	PLAr.AT
ΣΑΡ	6.80	50	49	0.42	3	11	15	Neutral Down Trend	Negative	6.73	7.42	6.18	UPWARD	-28.82%	SRSr.AT
ΕΥΠΙΚ	7.80	↑ 62	57	####	36	56	19	Strong Up Trend		7.69	7.82	7.52	UPWARD	34.87%	EYPIK
CENER	2.93	↑ 58	47	0.82	7	17	15	Neutral Up Trend	Positive	2.88	3.40	2.33	UPWARD	-8.36%	CENEr.AT
ΦΡΛΚ	3.10	50	43	0.38	2	17	18	Neutral Down Trend	Negative	3.10	3.38	2.64	UPWARD	-28.23%	FRLr.AT
ΠΑΠ	2.52	49	48	0.33	17	11	17	Neutral Down Trend	Negative	2.51	2.73	2.27	UPWARD	5.16%	HYGr.AT

INDEX:

RSI14	The relative power index, or RSI of 14 days, determines overbought or oversold market conditions. It is measured on a scale of 0 to 100. Indications below 20 show over-selling, while the indications above 80 indicate over-buying.
65maRSI	The 65-day moving average of the 14-day RSI is measured on the same scale as RSI. It works in conjunction with RSI. RSI results over 65 days Moving Average show support for upward RSI movement, values below 65 days M.O. show the opposite.
%B	Formula% B shows us where the value is relative to the Bollinger strips. Continuous values close to 1 mean dynamic upward disposition, consecutive values close to zero indicate dynamic downward disposition. Ascending or Incremental escalation of % B either from extreme values or from the middle value of 0.50 precedes us for analogous motion. 1 defines the upper Bollinger, 0.50 middle and zero down. The middle Bollinger is the 20-day M.O.
ADX	The ADX Middle Direction Indicator measures the power of the trend, without affecting its direction. When it is over 26 means there is a trend.
DI+ DI-	The positive direction indicator DI + measures the positive force of the trend. The negative direction indicator DI- measures the negative force of the trend. Whichever is higher than the other leads the trend to its side. The ideal entry point is exactly when one of the two gets higher than the other, with ADX values higher than 26, of course.
AD%	This oscillator: Accumulator - Distribution, AD%, is a 10 day volume oscillator in relation to the closing opening prices as well as the extreme values that the share receives each day. When it is positive, it means an upwardly available price, supported by the volume. The reverse is true for its negative values. It is used to confirm or not, the strength of each short-term motion.
SMA65	The 65-day Moving Average, SMA65, is a trend indicator. Specifically, the average is 3 months in business days. When the value is higher than SMA65 shows Upward Medium Voltage. When the value is below SMA65 it shows Descending Medium-Term Trend. It can also act as a conservative entry point when the stock gets more than SMA65.
Short-term movement	Movement up to calculation date.
Mid-term movement	Movement up to calculation date.
Sharp: Πάρα πολύ Δυνατή - Strong: Δυνατή - Neutral: Ουδέτερη - Up Trend: Ανοδική Τάση - Down Trend: Καθοδική Τάση - Upward: Ανοδική - Downward: Καθοδική	

Ρήτρα Περιορισμού Ευθύνης:

Απαγορεύεται η αναδημοσίευση του παρόντος χωρίς την άδεια της Ν. ΧΡΥΣΟΧΟΪΔΗΣ ΧΡΗΜΑΤΙΣΤΗΡΙΑΚΗΣ Α.Ε.Π.Ε.Υ. Οι απόψεις που περιέχονται βασίζονται σε πηγές που θεωρούνται αξιόπιστες, ωστόσο η Ν. ΧΡΥΣΟΧΟΪΔΗΣ ΧΡΗΜΑΤΙΣΤΗΡΙΑΚΗ Α.Ε.Π.Ε.Υ. δεν ευθύνεται για την εγκυρότητα, ορθότητα ή αξιοπιστία τους και διατηρεί το δικαίωμα αλλαγής τους χωρίς πρότερη ειδοποίηση. Τόσο η Ν. ΧΡΥΣΟΧΟΪΔΗΣ ΧΡΗΜΑΤΙΣΤΗΡΙΑΚΗ Α.Ε.Π.Ε.Υ. όσο και οι διευθύνοντες και υπάλληλοι της δεν φέρουν ουδεμία ευθύνη για οποιαδήποτε συνέπεια των πληροφοριών αυτών. **Το παρόν δεν αποτελεί προσφορά, προτροπή ή επενδυτική πρόταση για αγορά ή πώληση μετοχών ή άλλων κινητών αξιών. Οι επενδύσεις που αναφέρονται ενδέχεται να μην είναι οι ενδεδειγμένες για ορισμένους επενδυτές.**

Disclaimer:

This report has been issued by N. CHRYSOCHOIDIS STOCK BROKERAGE I.S.S.A., a member of the Athens Stock Exchange, and may not be reproduced in any manner or provided to any other persons. Each person that receives a copy by acceptance thereof represents and agrees that it will not distribute or provide it to any other person. The information contained herein has been obtained from sources believed to be reliable but has not been verified by N. CHRYSOCHOIDIS STOCK BROKERAGE I.S.S.A. The opinions expressed herein may not necessarily coincide with those of any member of N. CHRYSOCHOIDIS STOCK BROKERAGE I.S.S.A. No representation or warranty (express or implied) is made as to the accuracy, completeness, correctness, timeliness or fairness of the information or opinions herein, all of which are subject to change without notice. No responsibility of liability whatsoever or howsoever arising is accepted in relation to the contents hereof by N. CHRYSOCHOIDIS STOCK BROKERAGE I.S.S.A. or any of its directors, officers or employees. **This report is not an offer to buy or sell or a solicitation of an offer to buy or sell securities mentioned herein.** N. CHRYSOCHOIDIS STOCK BROKERAGE I.S.S.A. may effect transactions in or perform or seek to perform brokerage services for companies covered. The investments discussed in this report may be unsuitable for investors, depending on their specific investment objectives and financial position.